

Konami® is a registered trademark of Konami Co., Ltd. Teenage Mutant Ninja Turtles® and the distinctive likeness thereof are registered trademarks and copyright 1991 by Mirage Studios, exclusively licensed by Surge Licensing, Inc. Nintendo®, Nintendo Entertainment System®, and NES™ are trademarks of Nintendo of America Inc. © 1992 Konami, Inc. All Rights Reserved.
Konami, Inc. 900 Deerfield Parkway Buffalo Grove, IL 60089-4510
Game counselor line: (708) 215-5111

Printed in Japan

HOW TO PLAY

TEENAGE MUTANT NINJA
TURTLES III
THE
**MANHATTAN
PROJECT**

 **KONAMI**®

NES-T3-USA



KONAMI, INC. LIMITED WARRANTY

Konami, Inc. warrants to the original purchaser of this Konami software product that the medium on which this computer program is recorded is free from defects in materials and workmanship for a period of ninety (90) days from the date of purchase. This Konami software program is sold "as is," without express or implied warranty of any kind, and Konami is not liable for any losses or damages of any kind resulting from use of this program. Konami agrees for a period of ninety (90) days to either repair or replace, at its option, free of charge, any Konami software product, postage paid, with proof of date of purchase, at its Factory Service Center. This warranty is not applicable to normal wear and tear. This warranty shall not be applicable and shall be void if the defect in the Konami software product has arisen through abuse, unreasonable use, mistreatment or neglect. THIS WARRANTY IS IN LIEU OF ALL OTHER WARRANTIES AND NO OTHER REPRESENTATIONS OR CLAIMS OF ANY NATURE SHALL BE BINDING ON OR OBLIGATE KONAMI. ANY IMPLIED WARRANTIES APPLICABLE TO THIS SOFTWARE PRODUCT, INCLUDING WARRANTIES OF MERCHANTABILITY AND FITNESS FOR A PARTICULAR PURPOSE, ARE LIMITED TO THE NINETY (90) DAY PERIOD DESCRIBED ABOVE. IN NO EVENT WILL KONAMI BE LIABLE FOR ANY SPECIAL, INCIDENTAL OR CONSEQUENTIAL DAMAGES RESULTING FROM POSSESSION, USE OR MALFUNCTION OF THIS KONAMI SOFTWARE PRODUCT. Some states do not allow limitations as to how long an implied warranty lasts and/or exclusions or limitations of incidental or consequential damages so the above limitations and/or exclusions of liability may not apply to you. This warranty gives you specific rights, and you may also have other rights which vary from state to state.


ADVISORY - READ BEFORE USING YOUR NES

A very small portion of the population may experience epileptic seizures when viewing certain kinds of flashing lights or patterns that are commonly present in our daily environment. These persons may experience seizures while watching some kinds of television pictures or playing certain video games. Players who have not had any previous seizures may nonetheless have an undetected epileptic condition. We suggest that you consult your physician if you have an epileptic condition or if you experience any of the following symptoms while playing video games: altered vision, muscle twitching, other involuntary movements, loss of awareness of your surroundings, mental confusion and/or convulsions.

WARNING: DO NOT USE WITH FRONT OR REAR PROJECTION TV.

Do not use a front or rear projection television with your Nintendo Entertainment System® (NES) and NES games. Your projection television screen may be permanently damaged if video games with stationary scenes or patterns are played on your projection television. Similar damage may occur if you place a video game on hold or pause. If you use your projection television with NES games, Nintendo will not be liable for any damage. This situation is not caused by a defect in the NES or NES games; other fixed or repetitive images may cause similar damage to a projection television. Please contact your TV manufacturer for further information.

LICENSED BY NINTENDO®
FOR PLAY ON THE



NINTENDO AND NINTENDO
ENTERTAINMENT SYSTEM ARE
REGISTERED TRADEMARKS OF
NINTENDO OF AMERICA INC.

Konami, Inc.
900 Deerfield Parkway
Buffalo Grove, IL 60089-4510
(708) 215-5111



THIS OFFICIAL SEAL IS YOUR
ASSURANCE THAT NINTENDO® HAS
REVIEWED THIS PRODUCT AND THAT
IT HAS MET OUR STANDARDS FOR
EXCELLENCE IN WORKMANSHIP,
RELIABILITY AND ENTERTAINMENT
VALUE. ALWAYS LOOK FOR THIS SEAL
WHEN BUYING GAMES AND
ACCESSORIES TO ENSURE COMPLETE
COMPATIBILITY WITH YOUR
NINTENDO ENTERTAINMENT SYSTEM®.
ALL NINTENDO PRODUCTS ARE
LICENSED BY SALE FOR USE ONLY
WITH OTHER AUTHORIZED PRODUCTS
BEARING THE OFFICIAL NINTENDO
SEAL OF QUALITY.

WELCOME TO THE WORLD OF KONAMI!

Cowabunga! You are now the most awesome owner-dude of Teenage Mutant Ninja Turtles® III – The Manhattan Project™ for the Nintendo Entertainment System.® We suggest that you get totally hip to the following instructions before taking on this radical new challenge.

TABLE OF CONTENTS

INTRODUCTION	4
HOW TO PLAY.....	5
CHECK OUT THE SCREEN.....	8
TOTAL CONTROLS.....	9
SMOOTH MOVES.....	9
DIGGING THE SCENES	11
THE SHRED HEADS	14
THE TURTLE WAXERS.....	16



WILL THE HALF SHELLS BE WASHED UP ON THE BEACH?

Sun. Sand. Surfboards. Shredder? Talk about a party pooper. The Teenage Mutant Ninja Turtles try to take a vacation only to have it cut short by Shredder's shadiest sham yet. He'll stop at nothing for revenge. This time that ice-hearted anti-hero made off with the entire island of Manhattan. His sinister alien ally Krang has given him the technology to rip the bustling borough from its earthly ties with a rumbling earthquake and lift it into the sky. If our holiday heroes ever want to see April O'Neil and the Big Apple in one piece again, they've got to burn rubber and get back home!



DO THE SHELL SHOCK ROCK


Getting back to Manhattan will be no smooth sail. You'll have to use every modus travelus imaginable, including jet surfboards, a battleship, a blimp and your own ingenuity. Here's why. Shredder's set up dastardly detours every inch of the way with the most mindless meat-ripping maniacs ever to have a taste for turtle. And he's taught them quite a few new treacherous tricks. The burliest beasts of all await at the end of all 8 totally awesome levels. But keep that melon of a chin up; you've got some stunning new moves yourself. You can take out enemies and rack up points for the good guys. So suit up with the turtle of your choice and prove that crime and late pizza deliveries never pay.

How To Start Hanging With The Dudes

Insert your Game Pak into the NES™ and turn it on. Press the START BUTTON and you will be at the Player Select screen. Press the SELECT BUTTON to choose 1 Turtle, 2 Turtles A or 2 Turtles B. In 2 Turtles A mode, you can battle the geek gang simultaneously with a partner, but be careful not to accidentally ninja chop your comrade because you can inflict damage on each other. In 2 Turtles B mode, you travel as a team also, but your attacks won't cause damage to your partner. Once you've made your choice, press the START BUTTON to move to the Turtle Select screen. NOTE: If you are playing in 1 Turtle mode and you have at least one extra Turtle Life to share, a second player can join in at any time by pressing the A BUTTON on the second controller.

Pick a Shell, Any Shell

Leonardo, Raphael, Michaelangelo and Donatello are at your disposal with each of their unique ninja specialties. Move the CONTROL PAD Left or Right to select the turtle who turns your crank, flips your switch or suits your fancy. When you've decided, lock in your choice with the A BUTTON. In 2 Turtles mode, the same turtle cannot be chosen by both players. You have four turtle lives total, or four each in 2 Turtles mode. Gobble up all the pizza in your path to restore your energy. Earn points for pulverizing the pin heads and get an extra life after every 25,000 you score. When a stage is cleared, you will receive a Time Bonus equal to the amount of time remaining. Now you're ready for a savage surfin' safari, turtle-style.



Pulling Off The Turtle Switcheroo

Once you've used up all that pizza inspired energy of yours (bogus), you will see the word SELECT appear on your Turtle Indicator (cool). Time to choose another ninja. Switch to the turtle of your choice by moving the CONTROL PAD Left or Right. You can pick the same turtle you were just using, but you cannot pick your partner's turtle if you're playing in 2 Player mode. Your point total will stay the same. Lock in your selection with the A BUTTON. Once you've used up all your lives, you move to the Game Over screen. In 2 Turtles mode, if you reach Game Over and you have no more lives, you can borrow an extra life from your partner by pressing the A BUTTON. NOTE: You can switch turtles at any time during the game when one of your lives runs out.

To Be, Or Not To Be Continued

When you've reached the Game Over screen, there's no reason to be totally bummed out. You can choose to Continue up to three times. Select CONTINUE with the CONTROL PAD and press the START BUTTON. If you choose to Continue, you will be at the very beginning of the level you were just in with the same point total. Sock it to 'em, Samurai!

CHECK OUT THE SCREEN



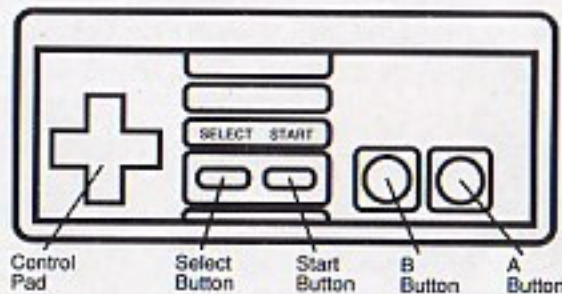
Point total

Turtle in action

Lives left

Energy gauge

TOTAL CONTROLS



SMOOTH MOVES

Those training sessions with Splinter are about to pay off in a big way. Shredder's got some dirty tricks up his kimono sleeve, but you've got some new ninjitsu nastiness of your own.

- | | |
|--------------------|---|
| Attack: | Press the B BUTTON. |
| Flying Flip Jump: | Press the A BUTTON. |
| Flying Ninja Kick: | Press the B BUTTON mid-jump. |
| Jab & Toss: | Press the CONTROL PAD Down and the B BUTTON simultaneously. |
| Get Loose: | If you get bitten by a Mouser, or get your arms pinned by a Foot Soldier, you can get free by tapping any button rapidly. |
| Pause: | Press the START BUTTON during game play. Press again to resume play. |



TUBULAR TURBO ATTACK MOVES

Your most powerful secret, but when you use one, you'll use up one unit of energy. Although, if you only have one unit left, it won't be used up. Each turtle has his own specialty. To engage a Turbo Attack Move, press the A & B BUTTONS simultaneously.



Leonardo's Cyclone Sword Spin

The Big Kahuna of the bunch has come up with a new use for his Katana Blades after observing his blender one day.



Michaelangelo's Kangaroo Kick

Luckily, our fun-loving friend has found time to put down his pizza and nunchukas to learn this powerful stomp.

10



Donatello's Knockout Roll

Still the brains of the operation, Donatello has figured out a way to make the enemies look like a league of bowling pins.



Raphael's Power Drill Attack

Always the hot head, Raph has found a way to put it to good use. By becoming a spinning head-first battering ram! And as always, he's got the dual Sai daggers.

DIGGING THE SCENES



Ft. Slaughterdale Beach

Palm trees and warm sand. It's a far cry from the steel and concrete back home. But Shredder's sent some hometown boys to bring you back to reality by kicking sand in your eyes.

The Typhoon Tidal Pool

Catch a wild wave on your jet powered surf board, but watch out for sharks in Foot Soldier disguises. Baron Von Spleen's Battle Barge will keep your head above water. If you can keep from getting fried by the flame throwers.



11



Brooklyn Bridge Is Falling Down

Shredder's unnatural earthquake has had some devastating effects on the bridge that'll leave you trembling.

Welcome To The Jungle

Alleys, garages, subway platforms. Never let your guard down for a second or you'll be street slime.



The Technodrome

The shell shaking legend of the Technodrome lives on. Tackle the terrors of Shredder's lair and you'll be one tough turtle.

Vertigo Point Tower

Soar to the roof on an open air gondola on the outside of the building. Don't look down or you may get flattened by falling obstacles.



The Sewer Pipe Nightmare



The sewer passageways are like a maze. Pretend there's pizza waiting at the other end for added incentive.



Krang's Spaceship

The place has atmosphere. From Dimension XI That can do some strange things to a turtle. Seek out and destroy the Gorgon Gravitation Device before it makes sauce out of the Big Apple!


THE SHRED HEADS



THE TURTLE WAXER TEAM




Foot Soldier



Rock Steady



Mouser



Stone Warrior

TREAT YOUR KONAMI GAME PAK CAREFULLY

- This KONAMI Game Pak is a precision-crafted device with complex electronic circuitry. Avoid subjecting it to undue shock or extremes in temperature. Never attempt to open or dismantle the cassette.
- Do not touch the terminal leads or allow them to come into contact with water or the game circuitry will be damaged.
- Always make sure your NES Control Deck is SWITCHED OFF when inserting the cassette or removing it from the NES Control Deck.

