

BALLOON FIGHT™

INSTRUCTION BOOKLET



<http://www.replacementdocs.com>

Courtesy of: **NES**fan.com

Thank you for selecting the Nintendo® Entertainment System Balloon Fight™ Pak.

OBJECT OF THE GAME/GAME DESCRIPTION

Take to the not so friendly skies in Balloon Fight. Flap furiously to stay out of the jaws of snapping fish and to propel yourself past needle nosed enemies as you try to pop their balloons before they can pop yours. Keep the enemy at bay long enough and you'll win a balloon popping bonus round. The longer you hang in there, the tougher the challenge. Play with a friend or by yourself for high flying adventure in Balloon Fight.

Please read this instruction booklet to ensure proper handling of your new game, and then save the booklet for future reference.

1. PRECAUTIONS

- 1) This is a high precision game. It should not be stored in places that are very hot or cold. Never hit it or drop it. Do not take it apart.
- 2) Avoid touching the connectors, do not get them wet or dirty. Doing so may damage the game.
- 3) Do not clean with benzene, paint thinner, alcohol or other such solvents.

Note: In the interest of product improvement, Nintendo Entertainment System specifications and design are subject to change without prior notice.

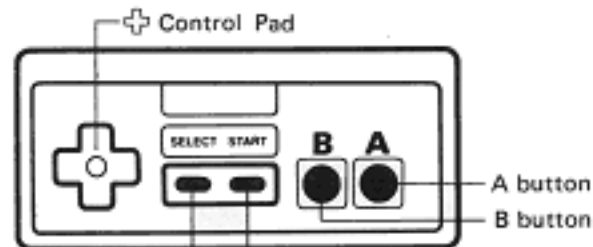
Nintendo of America Inc.
©1986 Nintendo

2. NAMES OF CONTROLLER PARTS AND OPERATING INSTRUCTIONS

Controller 1 – For playing alone.

Controller 2 – For second player in 2 player games.

Controller 1/Controller 2



A button

He Flaps His Arms Once (To Fly)


B button

He Flaps His Arms Continuously

SELECT button START button

Control Pad

Moves Balloonist



* Select and Start Buttons Are Not Used on Controller 2.

SELECT and START buttons are functional on **Controller 1 ONLY**.



SELECT button

Press this button during the demonstration sequence to recall the game menu.

Press this button again to move the balloon (●) to the game you wish to select:

- A 1-Player game
- B 2-Player game
- C Balloon trip (1 Player)

The Select button will not work once the game has begun.

START button

Press this button during the demonstration sequence to recall the game menu.

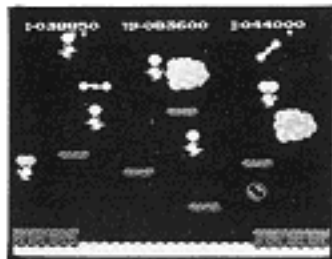
Press this button again to begin.

Pause:

If you wish to interrupt play in the middle of a game, press the Start button. The pause tone will sound and the game will stop. Press the Start button again when you wish to continue playing. The game will continue where you left off.

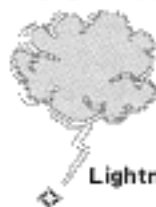
- * The Top Round score will reset to 10,000 (game A and B) or 25,000 (game C) if the reset button (on the control deck) is pressed or the power is turned off.
- * Use Controller 1 for 1 Player games vs. computer.
- * Use Controllers 1 and 2 for 2 Player games.

3. HOW TO PLAY



Using balloons to float into the air and fly around, the player(s) try to pop the enemy's balloons.

The Characters



Lightning



Giant bubble



Propeller



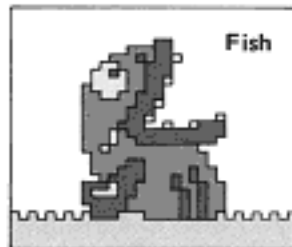
Player I



Player II



Enemy




Fish

Play

Game A (1 Player Game)

- The enemy on the ground blows up a balloon, takes off and flies around the sky.
- Use the Control pad and buttons A and B to control the player and make him bump into the enemy.

- If the player manages to hit the enemy from above, the enemy's balloon will pop and he'll come floating down with his parachute. If you manage to hit the enemy again on his way down, he'll drop into the water and disappear.
- If the parachuting enemy is allowed to reach land, he'll blow up another balloon and take off again into the sky. If he does, he will be even stronger than before. Attack him again when he is on land and try to boot him into the water!
- If the enemy hits the player's balloons, one of them will pop and it will be harder to fly. If both balloons pop, the player will fall into the water. In this case, you lose the player.
- When the enemy sinks, a bubble will float up from the water. If you can pop this, you get extra points.
- If you fly too close to the water, a fish might stick out his head and eat you up. Watch out!
- If the game goes on for too long, there is a thunder and lightning storm. To avoid getting hit by lightning, pop all the enemy's balloons as quickly as possible.



- After three rounds of the game, you get a bonus round. Try and pop as many of the bonus balloons as possible.
 - * If one of the player's balloons has popped, it'll reappear in the bonus round.
 - * In the bonus round, even if both balloons burst and the player falls, you don't lose a man; the player bounces back up into the sky again. (for 2 players)


- As the rounds continue, the propeller will eventually appear. Be careful! If you touch it, it'll send you flying.
- If a player flies off the left side of the screen, he reappears on the right side, and vice-versa.

Game B (2 Player Game)

- The basic idea is the same as in Game A.

Team play: Here, the 2 players cooperate with each other. One player tries to burst the enemy's balloon while the other player tries to rip the enemy's parachute and together they send the enemy down. If both players cooperate successfully, the game will end quickly and you'll get a very high score.

Competition: The players get in each other's way, sabotage each other, and do whatever they can to send the other player down. Try to burst the other player's balloons and block his flight so that he is forced down. You can also use the spinning propeller to get the other player.



Game C (Balloon Trip)

- The scene drifts slowly from left to right.
- Taking care not to get hit by lightning, the player tries to pop as many balloons as possible.
- During the game, your ranking position out of 50 people is displayed at the top right corner of the screen.

Hints

Games A and B

1. Kick the enemy when he's blowing up his balloon.
2. For top marks, burst the enemy's balloon and then rip his parachute while he's on his way down.
3. Try to burst the bubble that appears after the enemy has sunk in the water.
4. Use the propeller skillfully to dodge the enemy's attacks or as a tool in your attack. You can use the propeller's power to send yourself far away quickly.
5. Avoid getting hit by lightning.
6. Avoid flying too close to the water, or you'll be gobbled up by the fish.
7. Pop every balloon on the bonus round for extra points.

Game C

1. Be aware of the movement of the scene as it drifts slowly from left to right, and the lightning as it moves up and down.
2. If you manage to pop 20 balloons in succession, you get a super high score.

Beware! You lose a man if:

Games A and B (3 men)

- you sink into the water
- you are eaten by a fish
- you are hit by lightning
- both of your balloons burst

Game C (only 1 man)

- you sink into the water
- you are eaten by a fish
- you are hit by lightning

Scoring

Games A and B

- If you pop the enemy's balloon 500 -- 1,000 points
- If you pop the other player's balloon (in 2 player game) 1,000 points
- If you destroy a parachute in mid-air. 1,000 -- 2,000 points
- If you kick the enemy and make him fall 750 -- 1,500 points
- If you pop a bubble 500 points
- If you pop a balloon during the bonus round 300 -- 700 points
- If you pop every balloon during the bonus round: perfect score bonus
. 10,000 -- 30,000 points

Game C

- If you pop a balloon 300 -- 700 points
- If you pop a bubble 500 points
- If you pop 20 balloons in succession ? points