


# INSTRUCTION MANUAL



THIS GAME IS  
LICENSED BY NINTENDO  
FOR PLAY ON THE

**Nintendo**  
ENTERTAINMENT  
SYSTEM®



NINTENDO AND NINTENDO  
ENTERTAINMENT SYSTEM  
ARE TRADEMARKS OF  
NINTENDO OF AMERICA INC.

## WARNING

- As the cassette is a precision device, keep away from heavy shock and do not use under extreme temperature conditions.
- Do not touch the terminals and avoid water exposure, which might cause problems.
- Do not clean with thinner, benzine or alcohol.
- Always turn the power off before inserting or removing the cassette from the Nintendo Entertainment System.

Thank you for selecting ALPHA MISSION from SNK for your Nintendo Entertainment System. For maximum enjoyment of your new game, please read this booklet carefully and save it for future reference.

---



## TABLE OF CONTENTS

The Story .....	4
The Controller .....	5
SYD's Basic Power Maneuvers .....	6
SYD's Arsenal of Weapons .....	7
Other Items .....	9
Introduction of Enemies .....	10
Survival Strategy .....	12
Hints to Improve Your Skills .....	13

## THE STORY

In the galaxy of Tetranova, a fierce war between seven stars has laid waste to their planets. Having destroyed each other's homes, the seven stars have formed an alliance to seek a new home, where they can rebuild and regain their strength to go to war once again. The planet they have chosen is Earth!

You must pilot the fighter ship SYD against the deadly fleet of the Seven Stars Alliance. The fate of Earth rests in your hands!

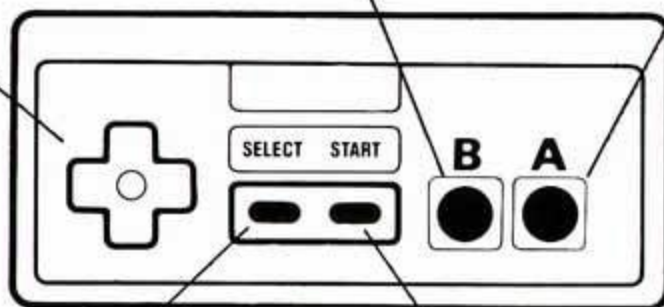


# THE CONTROLLER

**Control Pad:**  
Press up, down, left, and right to control flight of the fighter ship SYD.

**B Button:**  
Press to fire lasers.

**A Button:**  
Press to fire missiles.



**Select Button:**  
Press for selection of weapons.

**Start Button:**  
Press to start the game; or press while playing to interrupt game (pause), then press again to continue playing.

## SYD's Basic Power Maneuvers

**S**

**L**

**M**

By picking up these marks, SYD obtains more power in its speed, laser, and missile. The power of each is increased by two steps.

**K**

Power becomes maximized when this mark appears. When you pick up this mark, your power level will remain the same for your next SYD if your current SYD is destroyed.

## SYD's Arsenal of Weapons

During game play, when the Energy Mark is displayed at 8 or above, the player has acquired a stock of weapons. Press the Select button to enter the Weapon Selection Screen.

- Use the Control Pad to place SYD over the weapon you wish to select, then press the Select button to arm SYD.
- If you do not wish to be armed, move SYD to a black area of the screen, then press the Select button.
- Different weapons consume different amounts of energy. When the Energy Mark reads 0, SYD will be disarmed.




### Octo:

Fires in 8 directions with the strongest of lasers; has a time limit.




### Shield:

Creates a force field, which diminishes each time you are hit.

**Canon:**

Fires a powerful, wide-range laser; has a time limit.

**Homing:**

Fires guided missiles against ground targets; each missile fired decreases energy by 2.

**Paralyser:**

Stops smaller enemies by firing a sword-beam, so they can be destroyed by smashing; has a time limit.

**Nuclear:**

Fires missiles with nuclear warheads; each missile fired decreases energy by 4.

**Fire:**

Shoots fire to destroy enemies; has a time limit.

**Thunder:**

Shoots lightning to destroy all enemies on the screen; each shot decreases energy by 8.



## Other Items

Many pyramid-shaped objects will appear, containing **S**, **L**, **M**, and other marks. Pick up these symbols to obtain the following items:

**W**

Warp (skip forward by 3 stages)

**E**

Energy increases by 2 grades

**R**

Warp (skip backward by 3 stages)

**E**

Energy decreases by 4 grades

**F**

Pyramid opens for a limited time

**C**

Out of energy and power down

**K**

Power down

## Introduction of Enemies



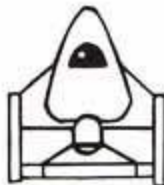
**Koros 114** (120 points):  
Scout plane flying on a set course.



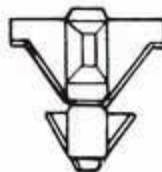
**845** (300 points):  
Divides into 3 missiles when hit.



**Ammon 006** (200 points):  
Attacks by circling.  
Beware!



**Novo 133** (300 points):  
Comes from behind and dives down at SYD.



**Yakuuto 551** (120 points):  
Ambushes by missile.



**Folfu 545** (100 points):  
Winged fighter; not very strong.



**Varis** (200 points):  
Attacks in formation.



**Pyramid** (50 points):  
Hides Energy/Power  
items.



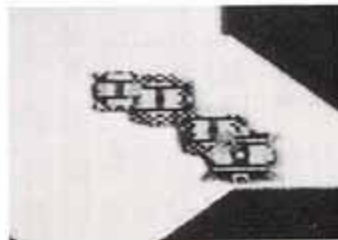
**Tagami 633** (200 points):  
A spinning fighter.  
Hit it!



**Montgande**  
(600 points):  
Fires 3 shots  
at once; hard  
to destroy.




**Metta 028** (50 points):  
Zig-zag fighter. Be  
careful!



**Obanon**  
(600 points):  
Hit it on the  
head!

## Survival Strategy




**Hekaterian**  
(2,000 points):  
Its center part  
is the weakest  
point. Make  
good use of  
your lasers.



**Shariputra**  
(6,000 points):  
This can only be  
damaged when  
it opens its arm,  
and only lasers  
can destroy it.



**Hanomaszui**  
(4,000 points):  
Its firing point is  
the weakest part.  
This can only  
be destroyed  
by missiles.



**Bonbonera**  
(6,000 points):  
Shoot for the head!  
Its movement is  
very quick, and  
only lasers can  
destroy it.

# Hints to Improve Your Skills

## **Learn your Weapons**

You have to know which weapons are effective or when to proceed without weapons, depending on where you are. Plan how to use your weapons.

At first, use your weapons to learn.

## **Be aware of all enemies.**

Find out their weak point. Challenge them by attacking without weapons.

As your skills increase, you can conserve your weapons for later stages.

## **Study and review.**

Don't play without thinking! Review how you have played. This is not the conventional shoot-'em-up game; use your brain and your memory to strategize!

# COMPLIANCE WITH FCC REGULATIONS

This equipment generates and uses radio frequency energy and if not installed and used properly, that is, in strict accordance with the manufacturer's instructions, may cause interference to radio and television reception. It has been type tested and found to comply with the limits for a Class B computing device in accordance with the specifications in Subject J of Part 15 of FCC Rules, which are designed to provide reasonable protection against such interference in a residential installation. However, there is no guarantee that interference will not occur in a particular installation. If this equipment does cause interference to radio or television reception, which can be determined by turning the equipment off and on, the user is encouraged to try to correct the interference by one or more of the following measures:

- Reorient the receiving antenna
- Relocate the NES with respect to the receiver
- Move the NES away from the receiver
- Plug the NES into a different outlet so that computer and receiver are on different circuits.

If necessary, the user should consult the dealer or an experienced radio/television technician for additional suggestions. The user may find the following booklet prepared by the Federal Communications Commission helpful: How to identify and Resolve Radio-TV Interference Problems. This booklet is available from the U.S. Government Printing Office, Washington, DC 20402, Stock No. 004-000-00345-4.

## LIMITED WARRANTY

SNK Corp. of America warrants to the original purchaser of this SNK software product that the medium on which this computer program is recorded is free from defects in materials and workmanship for a period of ninety (90) days from the date of purchase. This SNK software program is sold "as is," without express or implied warranty of any kind, and SNK is not liable for any losses or damages of any kind resulting from use of this program. SNK agrees for a period of ninety (90) days to either repair or replace, at its option, free of charge, any SNK software product, postage paid, with proof of date of purchase, at its Factory Service Center.

This warranty is not applicable to normal wear and tear. This warranty shall not be applicable and shall be void if the defect in the SNK software product has arisen through abuse, unreasonable use, mistreatment or neglect. THIS WARRANTY IS IN LIEU OF ALL OTHER WARRANTIES AND NO OTHER REPRESENTATIONS OR CLAIMS OF ANY NATURE SHALL BE BINDING ON OR OBLIGATE SNK. ANY IMPLIED WARRANTIES APPLICABLE TO THIS SOFTWARE PRODUCT, INCLUDING WARRANTIES OF MERCHANTABILITY AND FITNESS FOR A PARTICULAR PURPOSE, ARE LIMITED TO THE NINETY (90) DAY PERIOD DESCRIBED ABOVE. IN NO EVENT WILL SNK BE LIABLE FOR ANY SPECIAL, INCIDENTAL, OR CONSEQUENTIAL DAMAGES RESULTING FROM POSSESSION, USE OR MALFUNCTION OF THIS SNK SOFTWARE PRODUCT.

Some states do not allow limitations as to how long an implied warranty lasts and/or exclusions or limitations of incidental or consequential damages so the above limitations and/or exclusions of liability may not apply to you. This warranty gives you specific rights, and you may also have other rights which vary from state to state.

ALSO AVAILABLE FROM SNK

**IKARI  
WARRIORS**™

AVAILABLE NOW

**ATLANTA**™

AVAILABLE NOW

**IKARI WARRIORS**  
**II:**  
**VICTORY ROAD**™

AVAILABLE FALL '87

**SNK CORPORATION OF AMERICA**

246 SOBRANTE WAY, SUNNYVALE, CALIFORNIA 94086

© 1987 SNK CORP. OF AMERICA

PRINTED IN JAPAN