

INTERACTIVE™ VIDEO GAMES

NES-ES-USA ★

<http://www.replacementdocs.com>

A Nightmare™ ON ELM STREET

Courtesy of:

NESfan.com

INSTRUCTION BOOKLET






THIS GAME IS
LICENSED BY NINTENDO®
FOR PLAY ON THE

Nintendo
ENTERTAINMENT
SYSTEM®

NINTENDO AND NINTENDO
ENTERTAINMENT SYSTEM
ARE TRADEMARKS OF
NINTENDO OF AMERICA INC.

This official seal is your assurance that Nintendo®
has reviewed this product and that it has met our
standards for excellence in workmanship,
reliability and entertainment value.

Always look for this seal when buying games and
accessories to ensure complete compatibility with
your Nintendo Entertainment System.®



➤ *Thanks for choosing Enteractive's
A NIGHTMARE ON ELM STREET™ for the
Nintendo Entertainment System.
Please read this entire manual to get
the most enjoyment out of the game.*

"Nintendo recommends against using a rear projection television with your NES as image retention on the screen may occur."

Safety Tips

- Always make sure the power to your NES Control Deck is **TURNED OFF** before inserting or removing the GAME PAK.
- This is a high precision game with complex electronic circuitry. It should not be stored or used in places that are very hot or cold. Never hit or drop it. Never attempt to open it or take it apart.
- Don't touch the connectors or get them wet or dirty; this will damage the game circuitry. Keep them clean by inserting the GAME PAK into its protective storage case.
- Don't clean with benzene, paint thinner, alcohol or similar solvents.

Uh Oh, Trouble!!

Something frightening has been happening on Elm Street lately. Each waking day heralds the discovery of another neighborhood teen that has passed away in the dark stillness of the night. Everyone says it's "natural causes", but it's almost as if something (or maybe someone) has been picking them off one by one as they slept. It's a horrible nightmare come true, and this one has a name...Freddy Krueger! It's up to you and your remaining friends to search Elm Street for his scattered bones and throw them all into the High School furnace. If you can just stay awake long enough, you just might end Freddy Krueger's™ reign of terror for good. But you'd better hurry, it's getting late and you can feel those eyelids getting heavier and heavier with each passing minute!

A Word About Three or Four Players...

You will only be able to play a Three or Four Player game if you have the NES Four Player Accessory. If you don't have it, two of the characters won't be controllable.

Elm Street



You always start the game at the beginning of Elm Street, a side-scrolling screen with neighborhood homes, buildings, and other points of local interest (like the graveyard). It would be a good idea to keep your eyes peeled while walking up and down this seemingly harmless boulevard, as you never know what kind of hazards might pop up and attack while you explore. If you're hit a number of times in your travels you'll lose one life, so tread carefully.

Of course, what with it being close to midnight and all,

be aware that some of the places you visit may be locked up tight for the evening, so don't expect to get into everything right away (that would be a little too easy). In some cases you'll just have to find a key or something and remember to come back later.

Buildings, and Such



Once you do gain access, you'll have to collect all the scattered bones in that level before you can hope to get out again (which we promise won't be such an easy task either). Not only are there lots of out-of-the-way places to search in each location, but there're also hordes of nasty creatures whose main purpose in life is to make your task as difficult as is inhumanly possible.

If you manage to collect everything (you did find everything, right?), then it might be a good time to start thinking about getting to safety (sort of). But watch out, because Freddy™ will always try to stop you from leaving. Defeat him though, and you'll earn not only your freedom, but also a key that unlocks the door to a new building.



Dream Land

GETTING SLEEPY?

A good thing to always keep track of during the game is your "Sleep Meter". This indicator shows how close you, or any other member of your group, are to dozing off. If even one person falls asleep, all of the rest are dragged into the "Dream World" where you're sitting ducks for you-know-who. The Sleep Meters will automatically decrease whether you want them to or not, but there are a couple of things you can do to slow their decline. Always keep moving! If you stand still for too long, your Sleep Meter will drop much quicker than if you're in motion. Also, keep an eye out for cups of coffee which appear in various places throughout the game. These will boost up the "Sleep Meter" of anyone that touches them. Don't be greedy. You should let whomever is closest to falling asleep be the one to drink the coffee, so they don't doze off and drag you all into Freddy's" clutches.



The Good Guys

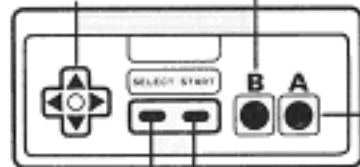
THE ELM STREET TEENS

You and your friends are just a group of ordinary teenagers dealing with some extraordinary problems. It's bad enough that your sleep is plagued with nightmares of the deadliest kind, but lately your time awake hasn't been any picnic either. It seems that just about everything out there has it in for you and, being only flesh and blood, you're limited in your attack options. If you can time it right, a good punch will sometimes discourage the most persistent of adversaries. If that fails, then it's time to do some serious jumping and dodging.

CROSSKEY

Up - Enter Building
Down - Duck
Left & Right - Move

"B" BUTTON
Punch



"A" BUTTON
Jump

SELECT
No Function

START
Pause Game



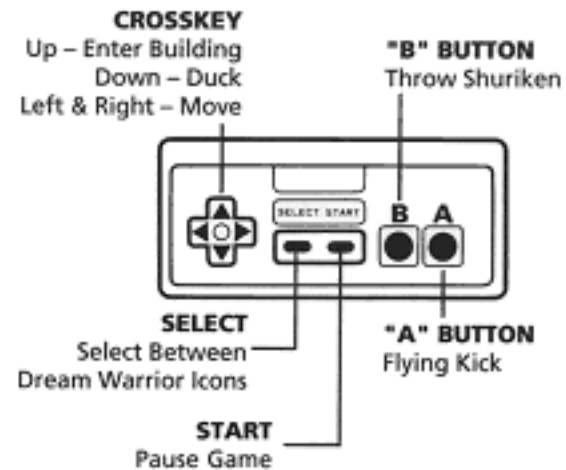
THE DREAM WARRIORS

If you do end up in the Dream World, don't despair, all is not lost. After all, Freddy™ isn't the only one that can call upon strange powers in this other dimension. While you're moving around (ie. dodging and fighting for your life) keep your eyes open for any one of three types of power icons scattered about. Picking up any of these icons will grant a player the power of the Dream Warrior it corresponds to. You can collect all three of the icons, and then switch between them to take advantage of their different powers. You will retain all of the icons you have collected, even if you exit the Dream World, and they will be there if you fall asleep again.

There are three kinds of Dream Warriors: The Shadow Warrior, The Acrobat, and The Necromancer. Each one has their own specific advantages and disadvantages, so it's up to you to experiment and find out which will work best in certain situations.

SHADOW WARRIOR

Like the dreaded Ninja warriors of ancient Japan, this dream warrior is a master of the martial arts and delivers his lightning-fast attacks with devastating effects.



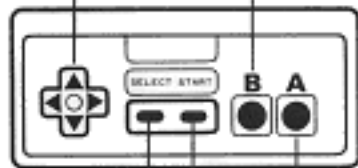
ACROBAT

Taking the old proverb "If you can't beat 'em, dodge 'em" to heart, this dream warrior relies on a collection of stunning acrobatic maneuvers to keep out of harm's way.

CROSSKEY

Up – Enter Building
Down – Duck
Left & Right – Move

"B" BUTTON
Throw Javelin



SELECT


Select Between
Dream Warrior Icons

START

Pause Game

"A" BUTTON

Flying Somersault



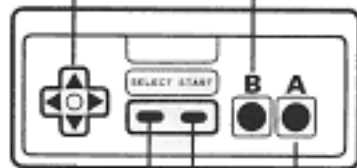
NECROMANCER

Styled after the great magicians of times gone by, this dream warrior can conjure up mystical energies and channel them into amazing superhuman powers.

CROSSKEY

Up – Enter Building
Down – Duck
Left & Right – Move

"B" BUTTON
Fire Magic



SELECT

Select Between
Dream Warrior Icons

START

Pause Game

"A" BUTTON
Hover



Help!!!



COFFEE

Nothing like a hot cup of coffee to fully restore your sleep meter.



RADIO

The serious sounds from this boombox will snap you back to the waking world.



DREAM WARRIOR ICONS

Finding one of these will give you fantastic powers in the dreamworld.

Bad News

These are just some of the baddies you'll have to watch out for while you're out exploring. They just don't look mean, they are mean!



SHAMBLER

NIGHTPROWLER



HOUND



SKELOS



DEATHWING



BOGLE



FREDDY™
(who else?)