

ARENA
ENTERTAINMENT
71 Audrey Avenue, Oyster Bay, NY 11771



Bring the REAL arcade action of Super Smash TV anywhere!

GEAR UP!



Help Bart save Springfield from slimy space mutants!



Marvel Comics' web-swinging Superhero has been framed by the King Pin!



Licensed by Sega Enterprises Ltd. for play on the Sega™ Game Gear™ System.

GAME GEAR™

COLOR PORTABLE VIDEO GAME SYSTEM

Sega and Game Gear are trademarks of Sega Enterprises Ltd.



Printed in Japan

PREDATOR 2™



GAME GEAR INSTRUCTION MANUAL

SEGA™

GAME GEAR™

COLOR PORTABLE VIDEO GAME SYSTEM





THIS OFFICIAL SEAL IS YOUR ASSURANCE THAT THIS PRODUCT MEETS THE HIGHEST QUALITY STANDARDS OF SEGA™. BUY GAMES AND ACCESSORIES WITH THIS SEAL TO BE SURE THAT THEY ARE COMPATIBLE WITH THE SEGA™ GAME GEAR™ SYSTEM.

SEGA and GAME GEAR are trademarks of Sega Enterprises Ltd.



START UP FOR THE GAME GEAR

1. Set up your Sega™ Game Gear™ System as described in its instruction manual. For two-player games, use the Gear-to-Gear™ Cable (sold separately) to connect the Game Gear units.

2. Make sure the power switch is OFF.

3. Insert the PREDATOR 2™ cartridge in the Game Gear System by following the instructions in your Game Gear System manual.

3. Turn the power switch ON. If nothing appears on the screen, turn off the power and recheck insertion.

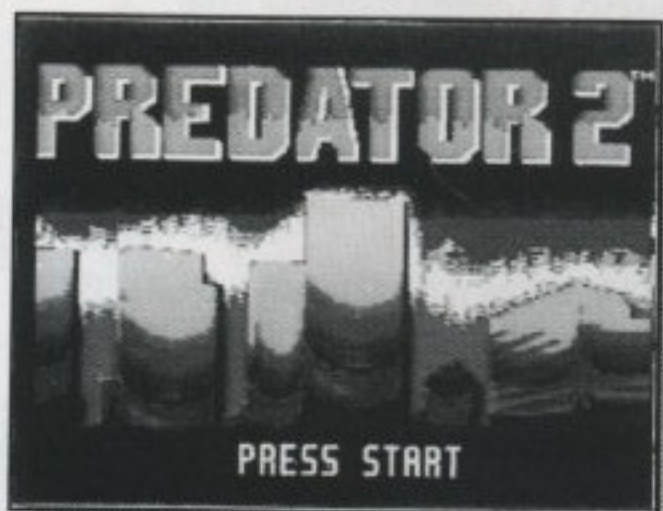
IMPORTANT: Always make sure that the Game Gear System is turned OFF when inserting or removing your Sega cartridge.

Note: PREDATOR 2 is for one player.

Insert Sega Cartridge



IMPORTANT: Always make sure the power switch is turned OFF before inserting or removing the cartridge.



When you see the PREDATOR 2 title screen, press the START BUTTON. You will be presented with the **menu** of information that provides you with the options to start a game or enter a password.



2

OPTIONS

START GAME: To start the game, press the START BUTTON.


PASSWORD: There are seven levels of play in PREDATOR 2. Completion of levels one through five will provide you with a password to the next level. Use the CONTROL PAD and BUTTONS 1 & 2 to enter the appropriate password, then press the START BUTTON to gain immediate access to the desired level of the game.

Here is an overview of the PREDATOR 2 game screen. It provides you with vital information necessary for your survival.



3

SCREEN INFORMATION



LIFE METER: This displays how much strength is left in your current life.

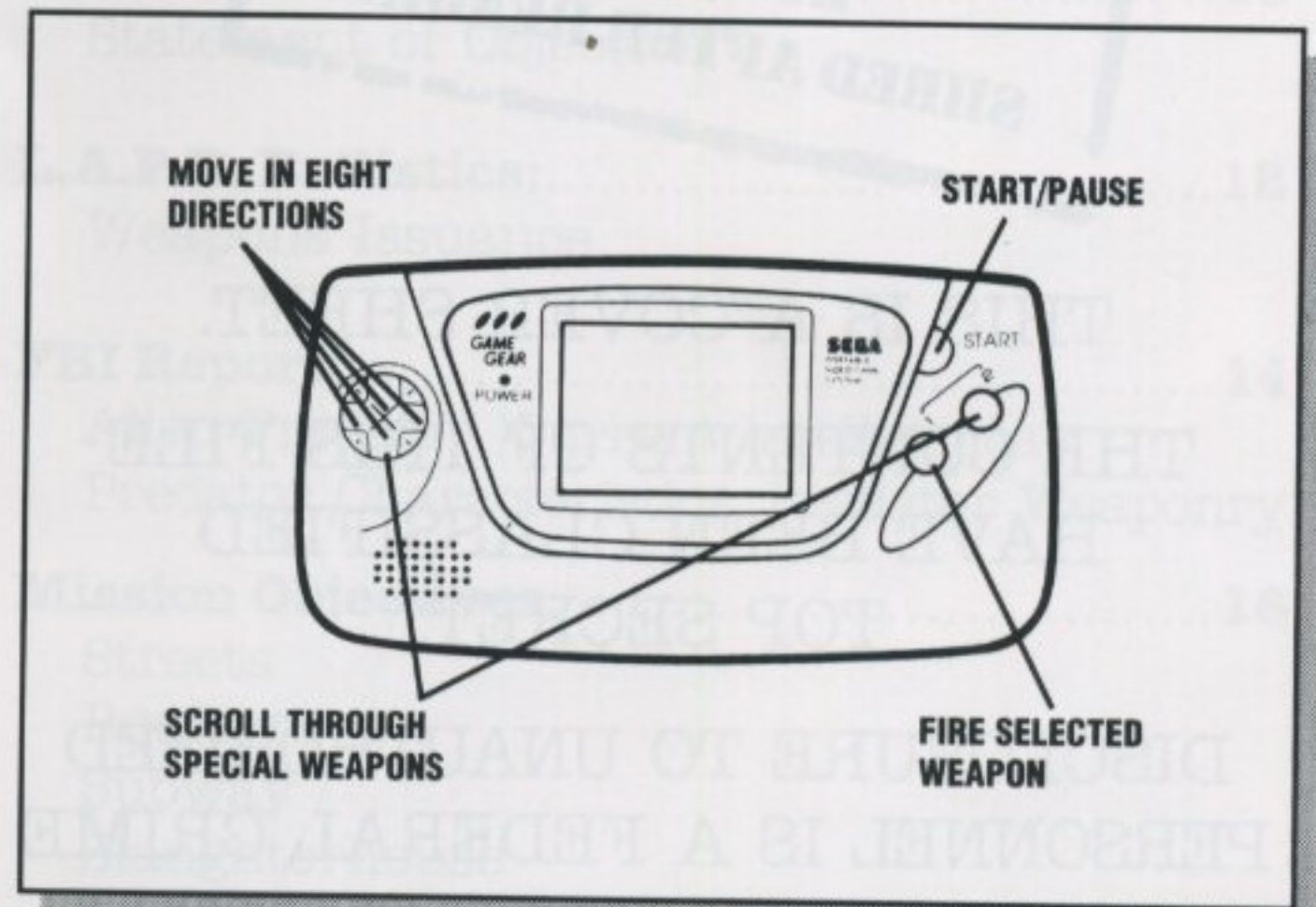
LIVES REMAINING: This displays how many lives you have remaining.

POINT ACCUMULATION: Points are gained by rescuing hostages, eliminating thugs, Predators, and destroying contraband. An extra life is rewarded every 100,000 points.

PREDATOR SKULL COUNT: This indicates how many hostages have been eliminated by the PREDATOR. When the PREDATOR has eliminated 3 hostages, your game is terminated and you are removed from the case.


CONTROL FEATURES

Your controller will enable you to execute the following activities:



Now that you have carefully viewed this secret material, proceed to the enclosed PREDATOR 2 file.

PROJECT: PREDATOR 2



THIS IS A COVER SHEET.

THE CONTENTS OF THIS FILE
HAVE BEEN CLASSIFIED
TOP SECRET.

DISCLOSURE TO UNAUTHORIZED
PERSONNEL IS A FEDERAL CRIME
PUNISHABLE UNDER FEDERAL
DOCUMENT SECRECY LAWS.

OVERVIEW OF FILE CONTENTS

Lieutenant Harrigan:	8
Biographical Sketch	
Mayoral Memorandum:	9
State of Emergency	
Narcotics Task Force:	10
Statement of Objective	
L.A.P.D. Ballistics:	12
Weapons Issuance	
FBI Report:	14
Alien Predator, Current Intelligence	
Predator Characteristics, Predator Weaponry	
Mission Objectives:	16
Streets	
Rooftops	
Subway	
Slaughterhouse	
Predator Ship	
Strategic Memos:	18
From L.A.P.D. Files:	
Destroying Contraband/ Eliminating Gang Members	
From F.B.I. Files:	
Battling Alien Predators	

FROM THE OFFICE OF THE MAYOR OF LOS ANGELES

LIEUTENANT MICHAEL P. HARRIGAN

Age: 39

Height: 6'1"

Weight: 218

Experience: Los Angeles Police Department,
18 years.

Commendations: 10 decorations for valor;
possesses best felony arrest record in the
history of the L.A.P.D.

Reprimands: Responsible for the destruc-
tion of 11 patrol cars; multiple citations
for excessive use of force.

Personality Profile: Prone to violence;
obsessive-compulsive; aggression level
40% above average; fiercely independent.

MEMORANDUM

Date: August 15, 1997

To: Los Angeles Chief of Police

Subject: A State of Emergency

The situation in the streets of this city is beyond unacceptable. Rival Columbian and Jamaican gangs have turned Los Angeles into a war zone. Too many good citizens are being poisoned. Too many of your good officers have been taken hostage. And the summer heat is only intensifying the violence.

I am troubled by the reliable, though presently unverifiable, rumors of bizarre murders taking place. Even the strange activities of the Jamaican Rasta Voodoo Posse cannot account for such unexplained violence.

I want answers. I want solutions. I want the violence to stop. I want the drug flow stopped. I want these grotesque murders solved.

Get on it -- NOW!

FROM THE OFFICE OF THE L.A.P.D. SPECIAL NARCOTICS TASK FORCE

MEMORANDUM

Date: August 19, 1997

To: All Task Force Officers

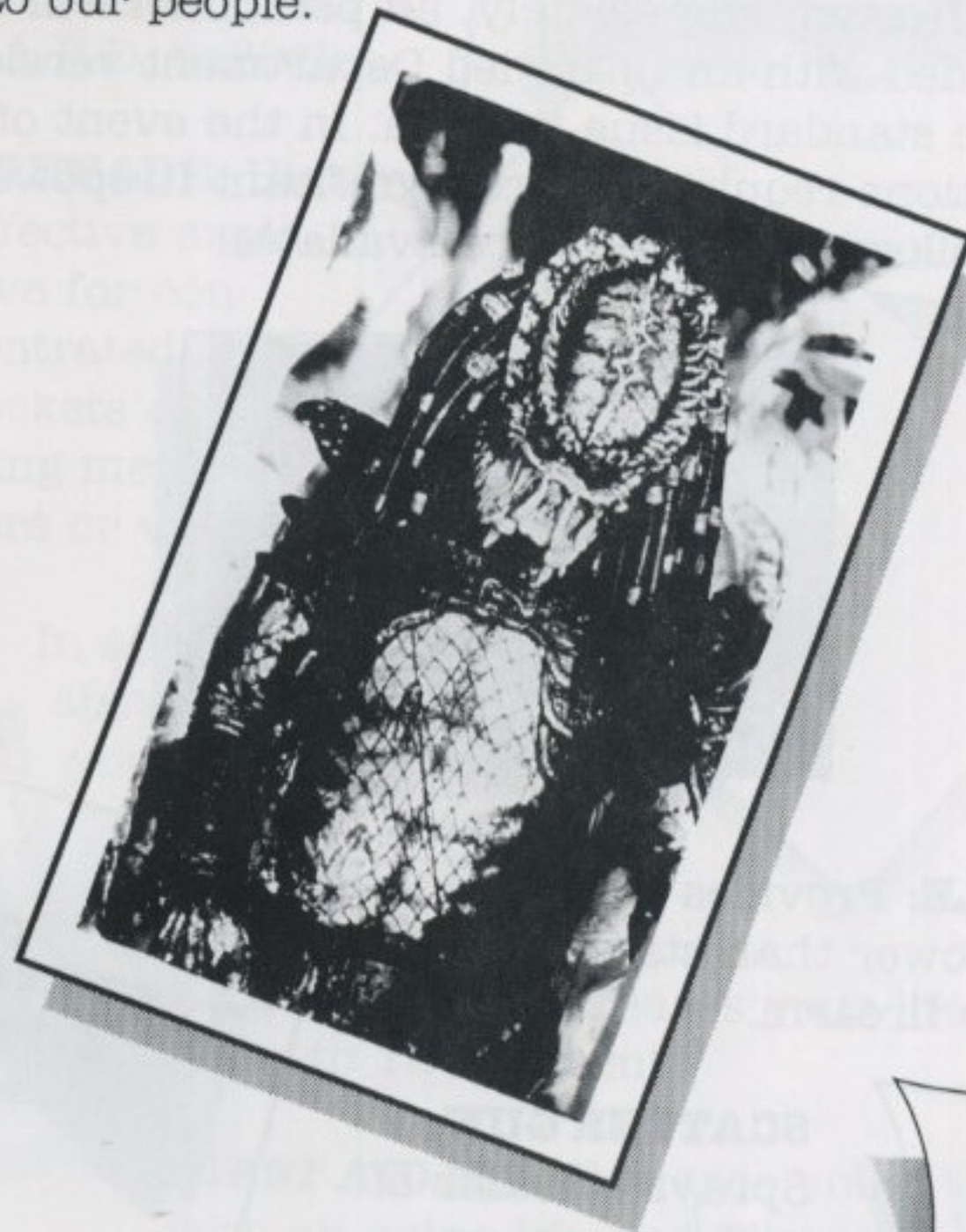
Subject: Gangs — Tactics and Weaponry

Like a decaying house infested with cockroaches, the streets, rooftops, and subway of our city are crawling with the vermin who sell chemical death to our citizens.

They must be exterminated.

Care must be exercised at all times with regard to these gangs. Baseball bats, knives, and small caliber hand weapons are common tools of these thugs. Machine guns and rockets are also frequently employed. Officers confronting gang members on rooftops must beware of arms fired from helicopters, which gang members frequently employ as methods of attack and escape.

Your objective on the streets is twofold: Eradicate the gang members and confiscate the poison these merchants of misery are trying to distribute to our people.




L.A.P.D. POLICE REPORT, BALLISTICS DIVISION

To: All L.A.P.D. Personnel

Re: Weapons Issuance

Effective immediately, all personnel will be provided with an upgraded Department version of the standard issue firearm. In the event of situations requiring more significant firepower, the following weapons are available:



RIFLE: Provides greater firepower than standard issue firearm.

SCATTER GUN: Sprays streams of bullets across a wide field of fire.



SAWED-OFF SHOTGUN:

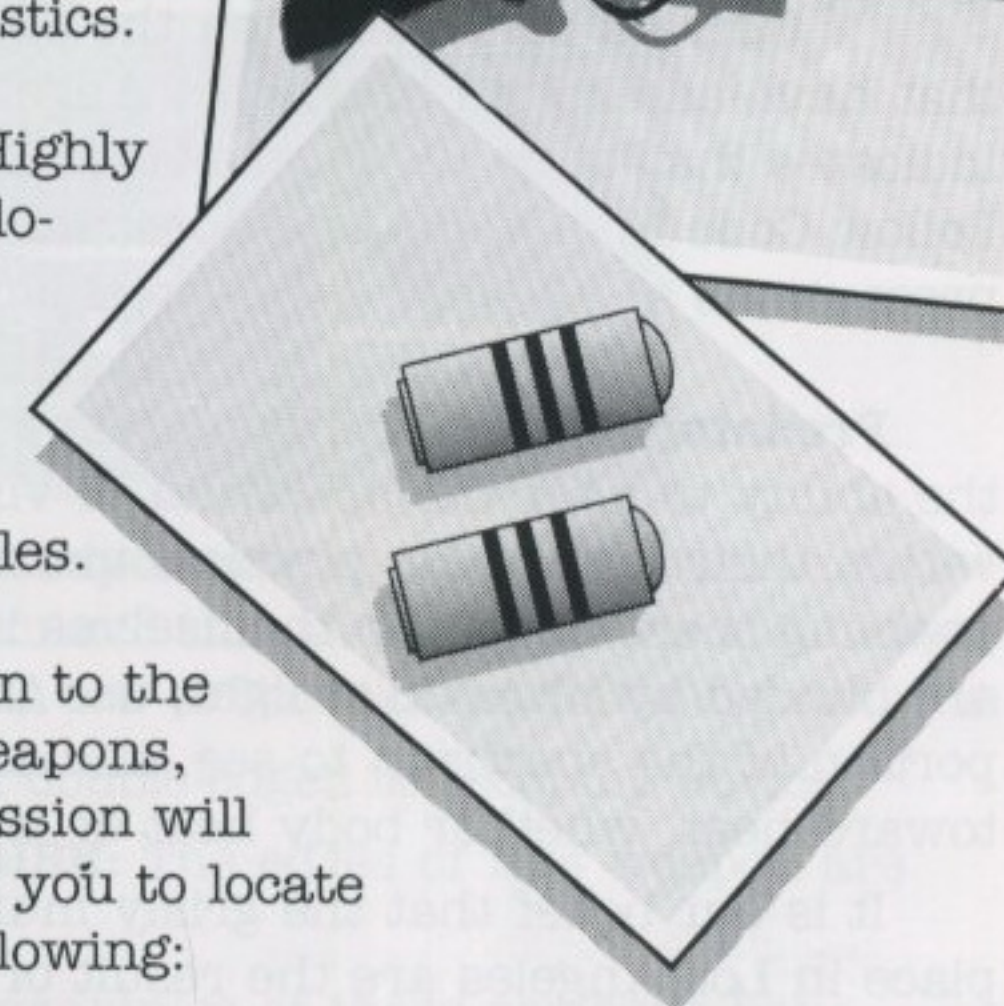
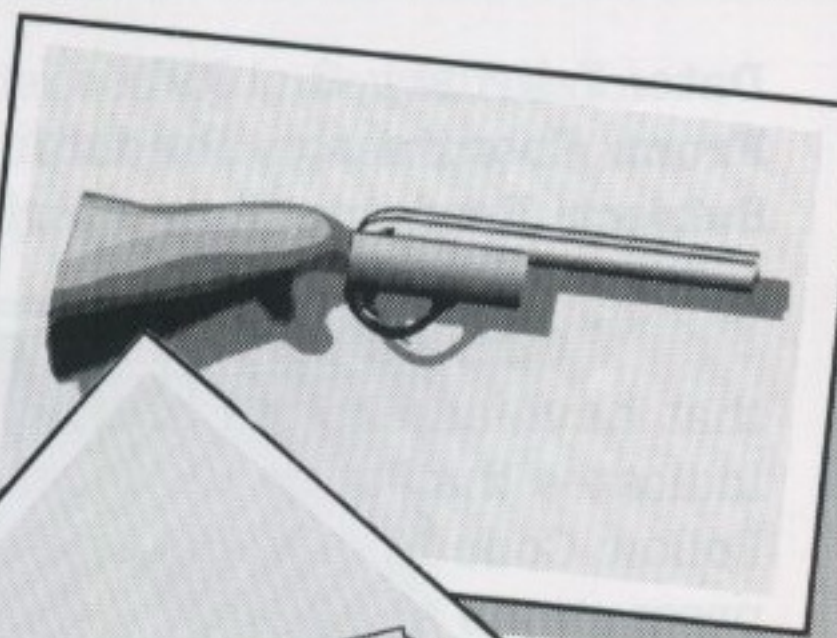
The most powerful firearm supplied by L.A.P.D. ballistics.

GRENADE: Highly effective explosive for concentrated pockets of gang members or vehicles.

In addition to the above weapons, your mission will require you to locate the following:

FLAK JACKET Increases your life meter to 100 percent.

FIRST AID KIT: Rewards you with an extra life and fills your life meter.



F.B.I. REPORT: ALIEN PREDATOR, CURRENT INTELLIGENCE

Date: February 2, 1997

From: Coordinator, Predator 2 Project

Subject: Predator Characteristics


Current intelligence on the alien Predators that have assembled in the Los Angeles district indicates that they are incalculably dangerous. Follow Code Red, Level One personal security precautions at all times while in their presence.

Predator Characteristics: Alien Predators have the ability to alter the spectrum of visible light within their immediate physical vicinity, thus enabling them to render themselves invisible. They are blinded by ultraviolet light, use the infrared portion of the spectrum to see, and are drawn toward heat, whether body heat or weapon fire.

It is our belief that the grisly murders taking place in Los Angeles are the result of a Predator feeding frenzy.

The Predators we have encountered have, in most cases, been heavily armed. A report on Predator weaponry follows, but one point bears emphasis: Predator weapons are aimed

by visible laser, as evidenced by a red three-dot pattern. Should you see this pattern, know that a Predator is in the area preparing to feed!



Predator Weaponry: Our collective field experience has determined that alien Predators are likely to be armed with one or more of the following weapons:

SPEAR: A double-edged telescoping device.

FLYING DISK: The edges of this weapon are razor-sharp.

Captured examples of these weapons have revealed that they are constructed of alloys and materials not found on Earth. Alien weapons are the most effective ordinance against Predators; conventional guns and grenades have proven only to stun, not kill, the aliens.

L.A.P.D. OFFICIAL BUSINESS OBJECTIVES MEMO

FIVE-PART INITIATIVE FOR RECLAIMING THE STREETS

August 20, 1997






With the cooperation of the Mayor's office, the special Narcotics Task Force, and the ballistics division, the L.A.P.D. has developed a five-part plan for cleaning up the city. This memo outlines the plan, as well as some of the potential obstacles to success that all officers should take into account when patrolling the city:

ONE: Eliminate gang members, destroy contraband, rescue officers being held hostage. Beware of gang fire from moving vehicles.

TWO: Address the situation on the rooftops. Beware of gang members firing from helicopters.

THREE: Enter more populated area of the city. Beware of clusters of gang members on foot and in vehicles.

FOUR: Address the situation underground. Remember: Platforms and trains are crawling with gang members. Exercise extreme caution.



FIVE: Sector C of the city is where the largest concentration of gang members may be found, along with the most sophisticated weaponry. Rocket fire has been reported here in recent weeks.

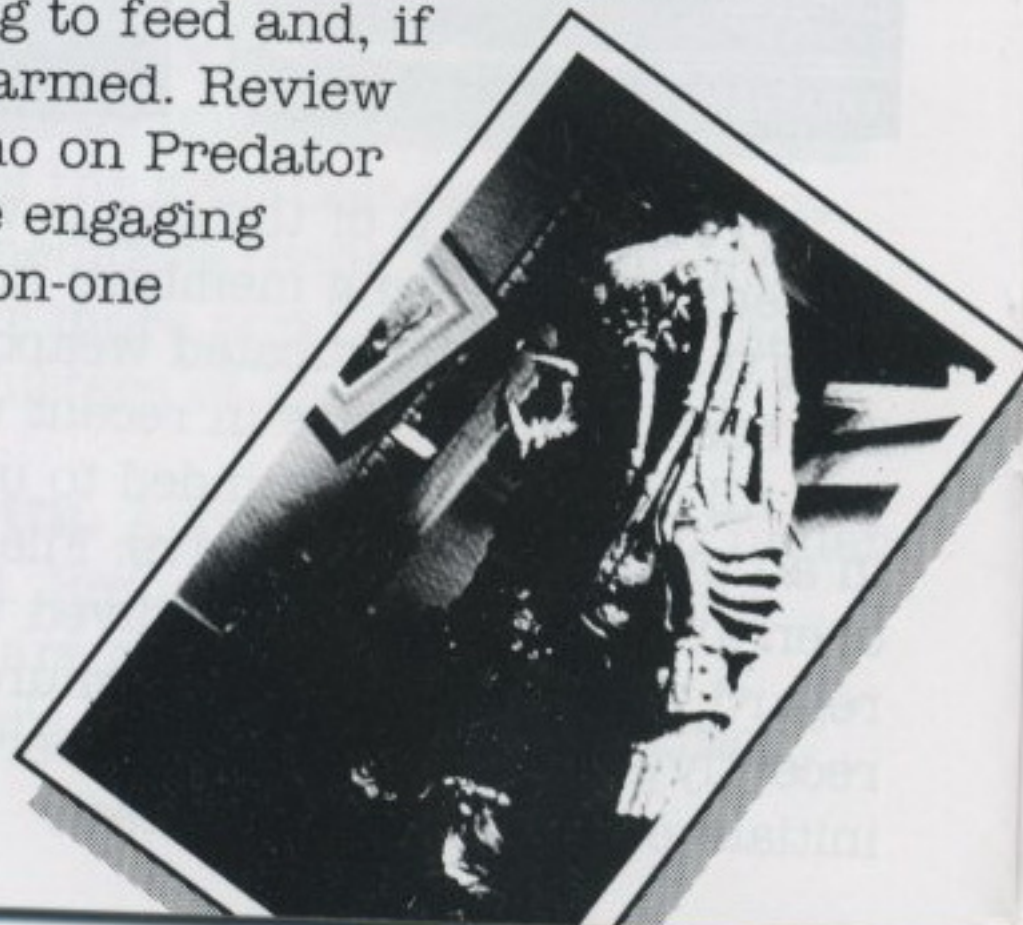
All officers are reminded to use extreme caution in all phases of the initiative: Files remain open and cases remain unsolved with regard to many of the grisly murders recently reported in sectors where this initiative will be put into effect.

FEDERAL BUREAU OF INVESTIGATION

To: Predator 2 Project Personnel
From: Coordinator, Predator 2 Project
Subject: Predator Feeding Patterns

We have determined through tracking and analysis of the alien Predator's daily habits, it is using the slaughterhouse as a feeding ground. In addition, L.A.P.D. drug enforcement officers are being held there by gang members attempting to escape capture on the streets.

Follow Code Red, Level One precautions in all slaughterhouse operations. Alien Predators may be returning to feed and, if so, will be fully armed. Review February 2 memo on Predator weaponry before engaging the alien in one-on-one combat.



FEDERAL BUREAU OF INVESTIGATION

TOP SECRET!
EYES ONLY!
SHRED AFTER READING!

To: Predator 2 Project Personnel
From: Coordinator, Predator 2 Project
Subject: Predator Location

Analysis of recent Predator activity enables us to project with 97.2% certainty that some form of inner sanctum or private lair exists beneath the city, map sector H-9, subsector 4.

Our most plausible hypothesis: This lair may in fact be the vessel by which these Predators arrived on earth. If so, explosive fuel deposits may be stored in the area; beware of possible explosive activity.

Agents must assume Code Red, Level Two precautions upon exploration of sector H-9; implement Level One precautions upon entering subsector 4.

FROM THE OFFICE OF THE CHIEF OF POLICE, L.A.P.D.

MEMORANDUM

Date: August 22, 1997

To: All L.A.P.D. Personnel

Subject: Strategic and Procedural Directives.


All personnel are cautioned to utilize absolute care while undertaking the implementation of the Department's five-part reclamation program. Particular emphasis is placed on the following:

Do not hesitate to use deadly force if the situation calls for it.

Confiscation of contraband is an important aim of the program, but consider when and where to confiscate. Do not place yourself in unacceptable personal danger. Consider the tactical situation, (i.e. the number of gang members on the scene at the time.)

Implement basic L.A.P.D. defensive posture: Do not turn your back on gang members.

FEDERAL BUREAU OF INVESTIGATION



To: Predator 2 Project Personnel

From: Coordinator, Predator 2 Project

Subject: Strategic And Defensive Procedures

The alien Predator we have encountered may be alone or may be one of the many Predators loose in the city. For your own safety, remember the following points:


Quick observation of the Predator's three-dot infrared laser scanning device is your most important key to survival.

The Predator has proven to be extremely defensive in guarding one of its feeding grounds; the slaughterhouse. But recent behavior patterns have displayed a tendency to establish territorial dominance in certain subway sectors as well.

Small arms fire has proven to be ineffective against the Predator. Obtaining the Predator's own weapons and using them against him is the best offense available.


Our knowledge of the Predator is, unfortunately, all too limited. Much of the information that will enable you to survive the Predator's attacks and eliminate the Predator threat will be obtained as the result of your own battle experiences.

**REMEMBER,
THIS MATERIAL IS CONFIDENTIAL!
GOOD LUCK!**



HANDLING YOUR CARTRIDGE

- The Sega Game Gear Cartridge is intended for use exclusively for the Sega Game Gear System.
- Do not bend it, crush it, or submerge it in liquids.
- Do not leave it in direct sunlight or near a radiator or other source of heat.
- Be sure to take an occasional recess during extended play.



ARENA ENTERTAINMENT™

LIMITED WARRANTY

Arena warrants to the original purchaser only of this Arena software product that the medium on which this computer program is recorded is free from defects in materials and workmanship for a period of ninety (90) days from the date of purchase. This Arena software program is sold "as is," without express or implied warranty of any kind, and Arena is not liable for any losses or damages of any kind resulting from use of this program. Arena agrees for a period of ninety (90) days to either repair or replace, at its option, free of charge, any Arena software product, postage paid with proof of date of purchase, at its Factory Service Center. Replacement of the cartridge, free of charge to the original purchaser (except for the cost of returning the cartridge) is full extent of our liability.

This warranty is not applicable to normal wear and tear. This warranty shall not be applicable and shall be void if defect in the Arena software product has arisen through abuse, unreasonable use, mistreatment or neglect. THIS WARRANTY IS IN LIEU OF ALL OTHER WARRANTIES AND NO OTHER REPRESENTATIONS OR CLAIMS OF ANY NATURE SHALL BE BINDING ON OR OBLIGATE ARENA. ANY IMPLIED WARRANTIES APPLICABLE TO THIS SOFTWARE PRODUCT INCLUDING WARRANTIES OF MERCHANTABILITY AND FITNESS FOR A PARTICULAR PURPOSE, ARE LIMITED TO THE NINETY (90) DAY PERIOD DESCRIBED ABOVE IN NO EVENT WILL ARENA BE LIABLE FOR ANY SPECIAL INCIDENTAL OR CONSEQUENTIAL DAMAGES RESULTING FROM POSSESSION, USE OR MALFUNCTION OF THIS ARENA SOFTWARE PRODUCT.

Some states do not allow limitations as to how long an implied warranty lasts and/or exclusions or limitations of incidental or consequential damages so the above limitations and/or exclusions of liability may not apply to you. This warranty gives you specific rights, and you may also have other rights which vary from state to state.

This warranty shall not be applicable to the extent that any provision of this warranty is prohibited by any federal, state or municipal law which cannot be pre-empted.

RETURNS AFTER WARRANTY - To replace defective media after the ninety (90) day warranty period has expired, send the original cartridge to Arena at the address below via UPS or registered mail. Enclose a statement of the defect, your name, your return address, and a check or money order for \$15.00.

Arena Entertainment, Consumer Service Dept., 71 Audrey Avenue, Oyster Bay, NY 11771

Arena Hotline (516) 624-9300

Distributed and marketed by Acclaim Entertainment, Inc.

71 Audrey Avenue, Oyster Bay, N.Y. 11771

Predator 2™ & © 1990, 1992 Twentieth Century Fox Film Corporation. All rights reserved. Sega and Game Gear are trademarks of Sega Enterprises Ltd. Arena Entertainment™ is a trademark of Arena Entertainment. © 1992 Arena Entertainment. All rights reserved.

ARENA™ GAME PAK WARRANTY REGISTRATION CARD

Fill out and mail in this coupon to receive a FREE copy of the "Masters of the Game" magazine with information and tips on our hot new titles and products!

Name: _____

Phone: () _____ Date: _____

Street Address: _____

City, State, Zip: _____

1. Game title: _____ **GAME GEAR**
2. Who **purchased** this game? Male Female Age _____
3. Who **plays** this game the most? Male Female Age _____
4. Why was game purchased for **player**?
 Self-purchase Requested gift Unrequested gift
5. How did you hear about this game?
 Friend Radio TV Newspaper Magazine Ad Game Review
 In-Store Display Played Before Buying Arcade Sales Person
6. How would you rate the game play?
1 2 3 4 5 6 7 8 9 10 (Best)
7. How would you rate the graphics?
1 2 3 4 5 6 7 8 9 10 (Best)
8. Which kind of game do you like most?
 Action Role-Playing Sports Simulation Maze/Puzzle
9. How often do you play coin-op arcade games?
 Never Sometimes Frequently
10. What game/computer systems are in your household?
 NES Super NES Genesis Game Gear Game Boy
 PC (IBM or other)
11. How many times a month do you **rent** video games? _____
12. Which magazines and comic books do you read?

13. Comments: _____

SEND TO: Arena, P.O. Box 9003, Oyster Bay, NY 11771-9003

Cut along dotted line and send to Arena

Patents: U.S. Nos 4,442, 486/4, 454, 594/4, 462, 076; Europe No. 80244; Canada No. 1,183,276; Hong Kong No. 88-4302; Singapore No. 88-155; Japan No. 82-205605 (Pending)