

**N**ow hear this!  
Now hear this!  
All hands man  
your battle stations.

Enemy submarines have been detected in your waters. You command a destroyer which can launch as many as four depth charges at a time.



## USING YOUR CONTROLLERS

**U**se the left joystick control. Moving the joystick left and right moves your destroyer. Moving the joystick up or down has no effect. Use the red FIRE button

to launch depth charges. The depth charges leave the destroyer in the direction the destroyer last moved.

## HOW TO PLAY

### OPTIONS

Start the game by either pressing the FIRE button on your control or pressing the RESET switch on the console.

The LEFT DIFFICULTY, RIGHT DIFFICULTY, COLOR/B-W and GAME SELECT switches have no effect.

### INVENTORY

Your inventory of depth charges is shown directly below the two score panels. Every time a launched depth charge explodes one depth charge is added to your inventory. A depth charge explodes by either hitting an

Your mission is to sink as many enemy subs as possible.

But it's not that simple. Because SUB-SCAN is more than a shooting match. It's a game of strategy. A battle of wits. Cat-and-mouse on the high seas between the hunter above and the hunted below.



enemy sub or reaching the ocean bottom, where it explodes harmlessly. Your inventory can reach a maximum of four depth charges.

### VIEWPORT

At the bottom of the screen is a radar scanning viewport. On this viewport you see a map of the ocean, with small blips indicating all subs. Your scanner extends beyond the battle scene, so you can see subs on their way into the battle scene. Once you get good enough, you can use this scanner to hit subs just as they enter the battle screen.

Beneath the viewport and to the left is a number which counts down the number of subs which leave the screen without being hit by one of your depth charges. This number begins at 10, and counts down to 0. When it hits 0 (when the tenth sub has safely


left the battlefield) the game is over. Any BONUS subs you let go do not count as missed subs. Beneath the viewport and to the right is a number which shows submarine speed. A game begins with the slowest sub speed (0) and escalates to the highest speed (9) as certain score levels are reached.

### BONUS SUB

Two scores are shown at the top of the screen. The top red number is your actual score. The bottom num-



ber is a bonus value which increases every time you sink a submarine. To actually collect this bonus, you must sink a special bonus sub which counts only at the lowest ocean depth. You'll know this special sub by its special color and sound.



## SCORING

**S**coring information is shown in Table 1. Notice that the more subs you hit before collecting the bonus, the faster the bonus value increases. When you hit the BONUS SUB and collect the bonus, the sub count starts again at 0, where the first ten subs hit add 100 to the bonus value.

Number of subs hit	Amount added to BONUS value for each hit
1-10	100
11-20	200
21-30	300
31-40	400
41-50	500
51 and up	1,000

Table 1.

## SUB SPEEDS

Submarine speed is shown in Table 2. Your ship and depth charges always move at the same rate. The

subs increase speed when certain scores OR bonus values are reached.

Score Value	OR	Bonus Value	Submarine Speed
0-1,999	OR	0-9,999	0 (slowest)
2,000-3,999	OR	10,000-19,999	1
4,000-5,999	OR	20,000-29,999	2
6,000-7,999	OR	30,000-39,999	3
8,000-9,999	OR	40,000-49,999	4
10,000-13,999	OR	50,000-59,999	5
14,000-19,999	OR	60,000 and up	6
20,000-29,999			7
30,000-39,999			8
40,000 and up			9 (fastest)

Table 2.

# SUB-SCAN

GAME PLAY  
INSTRUCTIONS  
AND  
POSTER

freemamuals.com

## STRATEGIC TIPS

- Your main mission is to hit all the subs. Miss ten and the game is over.
- Once you have aimed a depth charge at a particular sub, keep your eye on the depth charge and sub. A shallow sub might cruise into the battle scene and run into a previously targeted depth charge. In this case you'll need to quickly launch another depth charge to hit your original target sub.
- Avoid hitting the BONUS SUB as long as you possibly can! This builds the bonus value up at an incredible rate and keeps the subs moving at a manageable speed. Remember a BONUS SUB never counts as a missed sub if you let it go.
- Use the viewport. If you miss just as they enter the battle scene.

# SEGA

THE ARCADE EXPERTS.

SUB-SCAN is a trademark of Sega Enterprises, Inc. © 1983 Sega Enterprises, Inc. All rights reserved.




# SUB



# SCAN

TM



# SEGA

®

Copyright © 1987 SEGA, A Time Warner Company



# SUB SCAN <sup>TM</sup>

## PERFORMANCE TRACKING

10,000

20,000

30,000

50,000

70,000

WIMP

YAHOO

WIZ

AWESOME

SEGA-MUNDO

Place your Sub-Scan stickers on these performance spots to keep track of your skill level. Save this card for your free jacket patch. Details on back of card.

## FREE SUB-SCAN™ PATCH

---

If you progress to the **Awesome** or **Sega-Mundo** levels, you can earn a free Sub-Scan jacket patch. Here's all you have to do:


Take a photograph of the Sub-Scan game screen that shows your score (30,000-49,999 qualifies you as Awesome; 70,000 and over qualifies you as Sega-Mundo). Mail the photograph, along with your name and address, to:

Sega Enterprises, Inc.  
Customer Service  
5555 Melrose Avenue  
Los Angeles, CA 90038

**SEGA**  
THE ARCADE EXPERTS.




**SUB**  **SCAN**




**SEGA**  
THE ARCADE EXPERTS

**SUB**  **SCAN**



**SEGA**  
THE ARCADE EXPERTS

**SUB**  **SCAN**



**SEGA**  
THE ARCADE EXPERTS



