


OPERATION MANUAL



HUDSON'S ADVENTURE™

ISLAND



<http://www.replacementdocs.com>



HUDSON GROUP
HUDSON SOFT®



<http://www.hudsonsoft.com>

HUDSON'S ADVENTURE™
ISLAND



THANK YOU!
YOU HAVE JUST MADE A PERFECT CHOICE BY SELECTING
AND PURCHASING THE QUALITY HUDSON SOFT PRODUCT

Thank you for selecting HUDSON'S ADVENTURE ISLAND™. In order to insure your full enjoyment of this game, we recommend that you read this manual carefully and follow its instructions and suggestions.



This official seal is your assurance that Nintendo® has reviewed this product and that it has met our standards for excellence in workmanship, reliability and entertainment value. Always look for this seal when buying games and accessories to ensure complete compatibility with your Nintendo Entertainment System®.

This game is licensed by Nintendo for play on the

Nintendo
ENTERTAINMENT
SYSTEM®

Nintendo and Nintendo Entertainment System are trademarks of Nintendo of America Inc.

<http://www.nesfiles.com/>



WARNING

WARNING! WARNING! WARNING! WARNING! WARNING!

- * Because this is a precision tooled device, do not use or store it in extreme temperature conditions. Avoid hard shocks.
- * Avoid soiling the connector terminals by handling or spilling liquids. Soiled connectors can cause system break down.
- * Do not clean this device with alcohol, thinner, benzine or other volatile substances.
- * Always turn the power off before inserting or removing the cassette from the main system.
- * We recommend that you play this game at distance from the television screen.
- * When engaged in prolonged bouts of game playing, we recommend that you rest for 10 or 20 minutes every two hours in order to avoid strain in your vision and general health.

⚠ WARNING: DO NOT USE WITH FRONT OR REAR PROJECTION TV ⚠

Do not use a front or rear projection television with your Nintendo Entertainment System® ("NES") and NES games. Your projection television screen may be permanently damaged if video games with stationary scenes or patterns

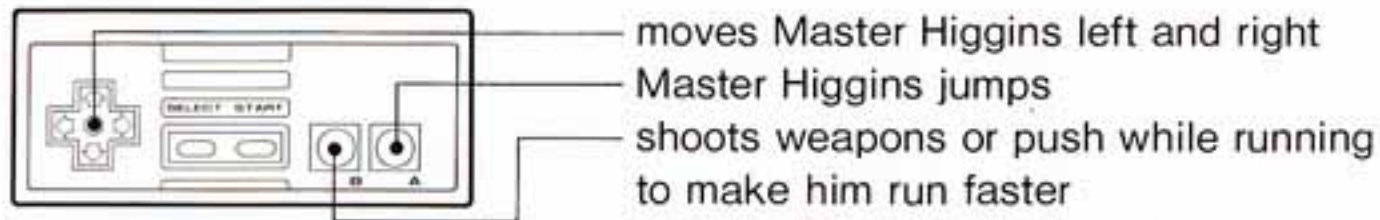
are played on your projection television. Similar damage may occur if you place a video game on hold or pause. If you use your projection television with NES games, Nintendo will not be liable for any damage. This situation is not caused by a defect in the NES or NES games; other fixed or repetitive images may cause similar damage to a projection television. Please contact your TV manufacturer for further information.

THE STORY & CONTROLLER

Hudson's Adventure Island

Game Story: The Evil Witch Doctor has kidnapped Princess Leilani from Master Higgins and taken her to Adventure Island in the South Pacific. It is your mission to help Master Higgins to save Princess Leilani, but it's not going to be easy. On the island, there are forests, mountains, caves, many enemy characters, and traps waiting for you. Can Master Higgins save Princess Leilani from the Evil Witch Doctor?

CONTROL FUNCTIONS:



Energy Level: Master Higgins' energy level is displayed on top of the screen.

The level will decrease as the time passes by.

By catching the fruits on the screen you will be able to add a little bit of energy back or get a bottle of milk to fill them all up. Of course, loosing all energy means the game is over.

POWER UP ITEMS



EGG

About the game: At the beginning, Master Higgins has nothing with him. As he explore the island, he will find eggs that turn into bonus item such as axe, skateboard, flower, milk, honeygirl, etc. to power up Master Higgins.

However, there is an item which won't help Master Higgins but will lower his energy level rapidly. All together there are 8 areas and at the end of each area awaits the **BIG BOSSES**.

You must destroy them to advance to the next area.



STONE AXE: Use "B" button to throw them



SKATEBOARD: Will move you faster but can't stop



FLOWER: Doubles the points of energy fruits



MILK: Fill up the energy of Master Higgins



HONEYGIRL: Make Master Higgins invincible for a while



EGGPLANT: Master Higgins' most unfavorite food. Takes energy away from him rapidly

There are many hidden items or stages/Find them by exploring the Adventure Island!



COBRA (loopt)



SNEIL (10pts)

FIRE (unbeatable)



POOTER (100pts)




SKELETON (10pts)



COYOTE (500pts)



BASSER (50pts)



BOSS AREA 1



BOSS AREA 2



BOSS AREA 3



BOSS AREA 4

KING C

Characters of Pure Island



KELLO (200pts)

There are brown Kello and green Kello. Be careful as brown Kello jumps.



RED OCT (100pts)

CAVAS (100pts)



ICE (20pts)

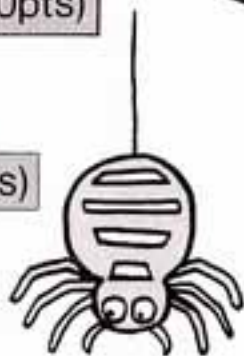


WALER (100pts)



BLUE OCT (200pts)

ZIGMO (50pts)



WILLER 5000pts



BOSS AREA 5



BOSS AREA 6



BOSS AREA 7



BOSS AREA 8

FCC REGULATIONS

COMPLIANCE WITH FCC REGULATIONS

This equipment generates and uses radio frequency energy and if not installed and used properly, that is, in strict accordance with the manufacture's instructions, may cause interference to radio and television reception. It has been type tested and found to comply with the limits for a Class B computing device in accordance with the specifications in Subpart J to Part 15 of FCC Rules, which are designed to provide reasonable protection against such interference in a residential installation. However, there is no guarantee that interference will not occur in a particular installation. If this equipment does cause interference to radio or television reception, which can be determined by turning the equipment off and on, the user is encouraged to try to correct the interference by one or more of the following measures:

- Reorient the receiving antenna
- Relocate the NES with respect to the receiver
- Move the NES away from the receiver
- Plug the NES into a different outlet so that computer and receiver are on different circuits.

LIMITED WARRANTY

If necessary, the user should consult the dealer or an experienced radio/television technician for additional suggestions. The user may find the following booklet prepared by the Federal Communications Commission helpful:

How to Identify and Resolve Radio-TV Interference Problems. This booklet is available from the U.S. Government Printing Office, Washington, D.C. 20402, Stock No.004-000-000345-4.

LIMITED WARRANTY

Hudson Soft USA, Inc. ("Hudson") warrants to the original purchaser of this Hudson software product that the medium on which this computer program is recorded is free from defects in materials and workmanship for a period of ninety (90) days from the date of purchase. This Hudson software program is sold "as is," without express or implied warranty of any kind, and Hudson is not liable for any losses or damages of any kind resulting from use of this program.

Hudson agrees for a period of ninety (90) days to either repair or replace, at its option, free of charge, any Hudson software product, postage paid, with proof of date of purchase, at its Factory Service Center.

This warranty is not acceptable to normal wear and tear. This warranty shall not be void if the defect in the Hudson software product has arisen through abuse, unreasonable use, mistreatment or neglect. THIS WARRANTY IN LIEU OF ALL OTHER WARRANTIES AND NO OTHER PRESENTATIONS OR CLAIMS OF ANY NATURE SHALL BE BINDING ON OR OBLIGATE HUDSON. ANY IMPLIED WARRANTIES APPLICABLE TO THIS SOFTWARE PRODUCT, INCLUDING WARRANTIES OF MERCHANTABILITY AND FITNESS FOR A PARTICULAR PURPOSE, ARE LIMITED TO THE NINETY (90) DAY PERIOD DESCRIBED ABOVE. IN NO EVENT WILL HUDSON BE LIABLE FOR ANY SPECIAL, INCIDENTAL, OR CONSEQUENTIAL DAMAGES RESULTING FROM POSSESSION, USE OR MALFUNCTION OF THIS HUDSON SOFTWARE PRODUCT.

Some states do not allow limitation as to how long an implied warranty lasts and/or exclusions or limitations of incidental or consequential damages so the above limitations and/or exclusions of liability may not apply to you. This warranty gives you specific rights, and you may also have other rights which vary from state to state.



"Continuing Option"

You can access this "Continuing Option" by pushing the right side of the movement control button and the START button. However, you are only allowed to use the "Continuing Option" after finding an egg which contains the BEE somewhere in Round 1 of Area 1.





HUDSON GROUP
HUDSON SOFT®

Hudson Soft USA, Inc.
601 California Street, Suite 2004
San Francisco, CA 94108
For questions, call (415) 495-HINT

Printed in Japan

<http://www.hudsonsoft.com>